

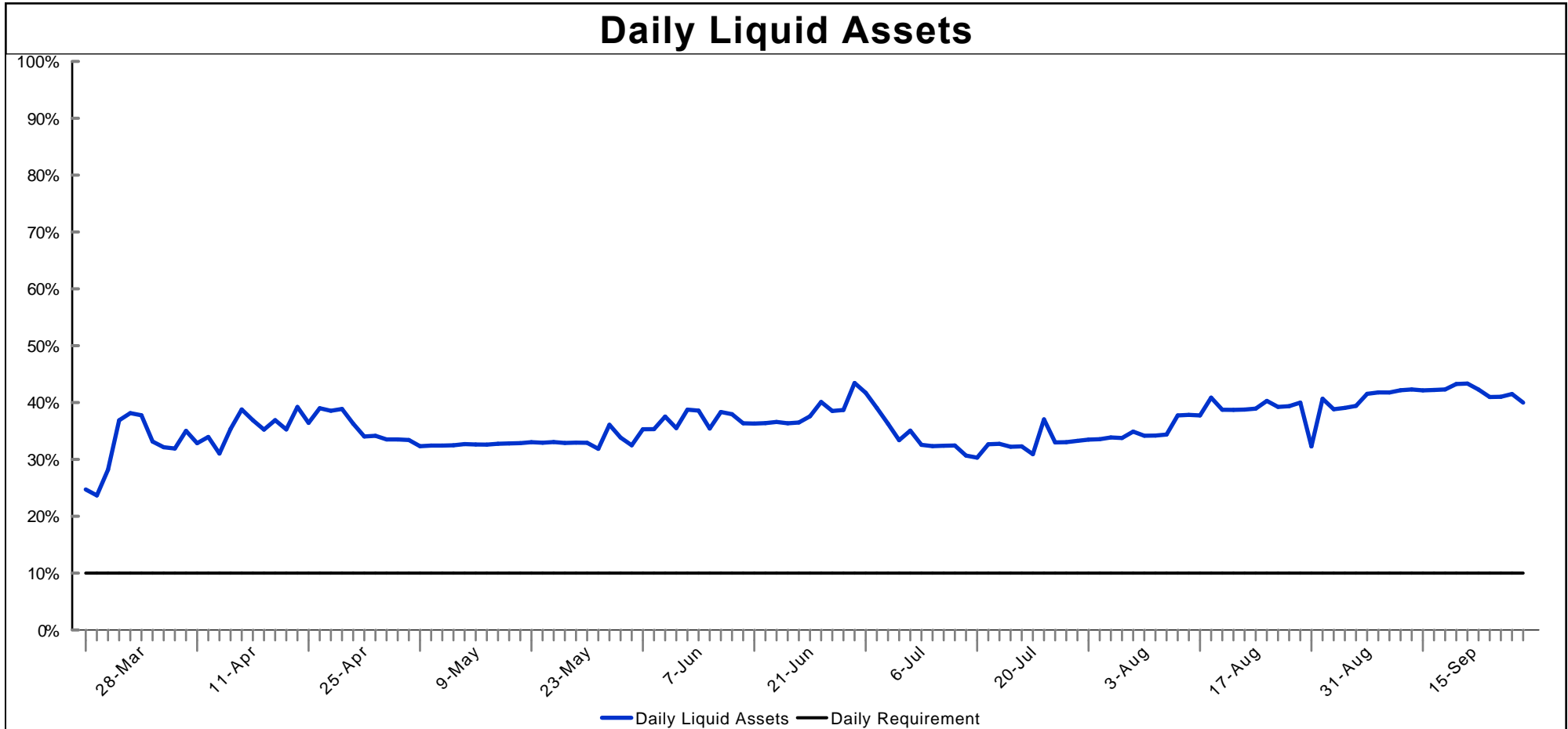
Money Market Fund Disclosures

Asof : 09/28/2016
Fund Name : Transamerica Government Money Market Class C



This graph shows the amount of daily liquid assets in the Fund, and the Fund's ability to meet shareholder redemptions. Daily liquid assets include: cash, direct obligations of the U.S. Government, securities that will mature or are subject to a demand feature exercisable and payable within one business day, and receivables from sales of portfolio securities due within one business day. Taxable money market funds must maintain a minimum of 10% of total assets in daily liquid assets.

Daily Liquid Assets	Date	Daily Requirement
39.99%	09/28/2016	10%



Money Market Fund Disclosures

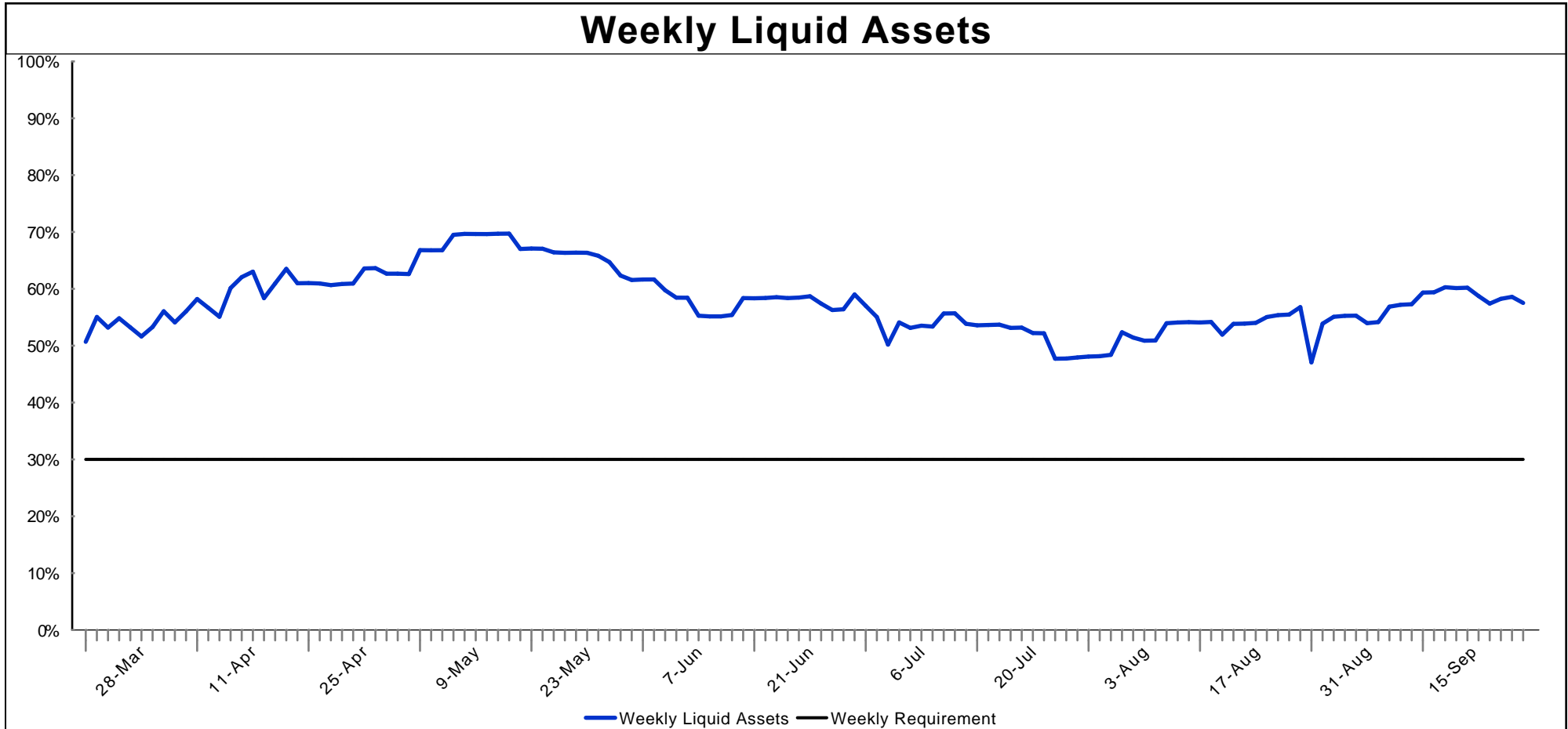
As of : 09/28/2016

Fund Name : Transamerica Government Money Market Class C



This graph shows the amount of weekly liquid assets in the Fund, and the Fund's ability to meet shareholder redemptions. Weekly liquid assets include: cash, direct obligations of the U.S. Government, certain U.S. Government securities issues at a discount with a remaining maturity of 60 days or less, securities that will mature or are subject to a demand feature exercisable and payable within five business days, and receivables from sales of portfolio securities due within five business day. Money market funds must maintain a minimum of 30% of total assets in weekly liquid assets.

Weekly Liquid Assets	Date	Weekly Requirement
57.52%	09/28/2016	30%



Money Market Fund Disclosures

As of : 09/28/2016

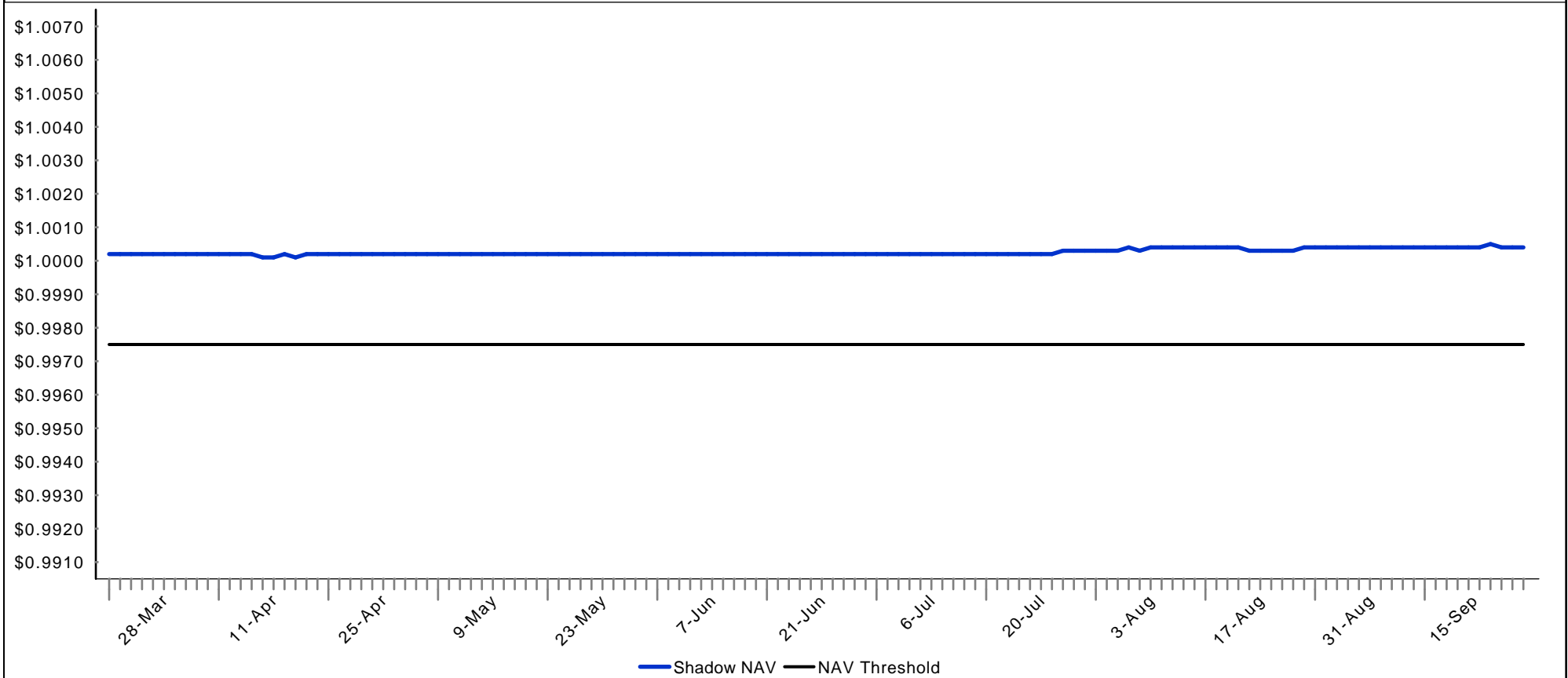
Fund Name : Transamerica Government Money Market Class C



This graph shows the “shadow net asset value (NAV)” of the Fund. Money market funds are allowed to maintain a fixed \$1.00 per share price using the amortized cost method of valuation and penny-rounding method of pricing so long as the fund calculates daily the shadow NAV using the market price of the securities and maintains a shadow NAV of between \$0.995 and \$1.005. SEC Form N-CR must be filed if the shadow NAV falls below \$0.9975.

Shadow NAV	Date	NAV Threshold
\$1.0004	09/28/2016	\$0.9975

Historical Shadow NAV



Money Market Fund Disclosures

Asof : 09/28/2016

Fund Name : Transamerica Government Money Market Class C



This graph shows the net shareholder flows of the Fund. Net shareholder flows are generally the sum of the inflows and outflows of a money market fund's shares for a given business day. Inflows and outflows may reflect trade cancellations and adjusted dividend reinvestments, which may cause numbers to be positive or negative.

Net Shareholder Flows	Date
\$35.00	09/28/2016

